












HARD LANDSCAPE KEY

-  Existing surface to be retained, with any defects made good.
NBS Q25
-  Timber Bin for Recycling and General Waste
NBS Q50
Square Lockable Litter Bins. Quantity of 4.
Bin Volume: 112L with Stubber Plate
Fixing: Built in below ground to Concrete Pad.
Surface Mounted.
Supplier: Woodscape. <https://woodscape.co.uk/>
-  Spalding Timber Straight Benches
NBS Q50
3VSSP 08
Length: 1795mm x 400mm x 450mm
Straight bench with armrest, timber finish
FSC Certified Hardwood
Metalwork is in galvanised mild steel. Option to powder coat in RAL Black 9005 if required.
Rod fixed to concrete foundation, make good paving.
Supplier: Street Design. <http://street-design.com>
-  Kensington Timber Planters
NBS Q50
Planter Volume: 2300ltrs
L x 2000mm W x 2000mm H x 1000mm
Timber in natural finish
Metalwork in galvanised mild steel.
Option to powder coat in RAL Black 9005 if required.
Planter to be lined with Aluminum sheeting for vermin control as per manufacturers details.
Supplier: Street Design. <http://street-design.com>
-  Communications box prepared and painted in a heritage colour to match seating legs and metalwork. RAL Colour: 9005
-  Existing statue to be retained
Exact Location of street furniture to be confirmed
-  Existing cycle hoops to be retained
Exact Location of street furniture to be confirmed
-  Existing telephone box
Exact Location of street furniture to be confirmed
-  Existing tree to be retained
Exact Location to be confirmed
-  Existing tree to be checked for long term viability
Tree surveyor to perform this task
Exact Location to be confirmed
-  Existing benches to be removed
Make good paving where existing posts interfere

© This drawing and the building works depicted are the copyright of the Influence Landscape Planning and Design Ltd and may not be reproduced except with written consent. Figured dimensions only are to be taken from this drawing. All contractors must visit the site and be responsible for taking and checking all dimensions relative to their work. Influence are to be advised of any variation between drawings and site conditions.

Setting out and external levels to be confirmed pending further site survey works.

Revision	Drawn	Comments	Date

STATUS DRAFT
Do not scale off drawings.
All dimensions to be checked on site.



influence[®]

Midlands Office
Healy's Wharf
Huddlestons Wharf
Millgate, Newark
Notts NG24 4UL
+44 (0)1636 702152

London Office
Juxon House
100 St Paul's Churchyard
London
EC4M 8BU
+44 (0)20 3102 7770

info@influence.co.uk
www.influence.co.uk

PROJECT
Spalding Town Centre Improvements
Hall Place

CLIENT
South Holland District Council

TITLE
Hard Landscape Plan
Stage 4

SCALE 1:200	DATE 19.03.24
DRAWN EC	CHECKED EC

JOB NO: N0901	DWG NO: (90)102	REV NO: #	ORIGINAL SIZE A3
------------------	--------------------	--------------	---------------------